

MW1002

DOUBLE LAYER CUFF BEANIE












Double layer cuff beanie 100% acrylic, 55 grams.

Dimensions: 20 x 21,2 cm
Cuff: 7 x 2 cm (H).



SCALE 1:1

ACRYLIC - STANDARD COLOURS

	BLACK		WHITE
	200 C		2965 C
	286 C		3435 C
	3415 C		315 C
	137 C		021 C
	COOL GREY 10 C		5185 C
	COOL GREY 8 C		

